




EL PASO
INDEPENDENT
SCHOOL DISTRICT

WELCOME TO SchoolCashOnline

FAST. SAFE. CONVENIENT.

For safety and efficiency reasons, El Paso Independent School District would like to reduce the amount of cash & checks coming into our district. Join the thousands of School Cash Online users who have already registered and are enjoying the convenience of paying ONLINE!


It takes less than 5 minutes to register. Please follow these step-by-step instructions in order to receive email notifications regarding items requiring payment.



REGISTER

Go to the *School Cash Online* home page:
episd.schoolcashonline.com


Select the "Register" option and complete each of the three registration steps.



CONFIRM EMAIL

A registration confirmation email will be forwarded to you. Click on the link provided inside the email to confirm your email and *School Cash Online* account.

The confirmation link will open the *School Cash Online* site, prompting you to sign into your account. Use your email address and password to log in.



ADD YOURSELF AS A STUDENT

This step will connect you to your account.

1. Enter the School Board Name.
2. Enter the School Name - Treasury.
3. Enter Your Employee Number and Last Name.
4. Select Continue.
5. On the next page, confirm that you are related to the "student", check in the Agree box and select Continue.
6. You have now been added to your account.

If you require assistance, select the SUPPORT option in the bottom right hand corner of the screen or go to helpdesk.supportschoolcashonline.com